
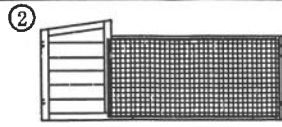


Dierenverblijf Lily Assembly Instructions

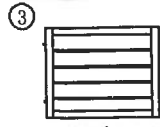
dsp international b.v.



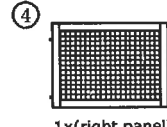
1x(front panel)



1x(back panel)



1x(left panel)



1x(right panel)

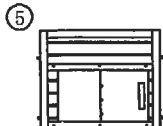
A M3.5X45
16+1

B M3.5X35
4+1

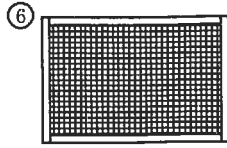
C M3.0X16
6+1

hookx1


ringx2



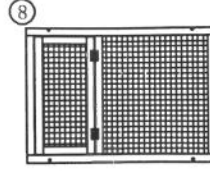
1x(middle partition)




1x (Enclosure bottom panel)



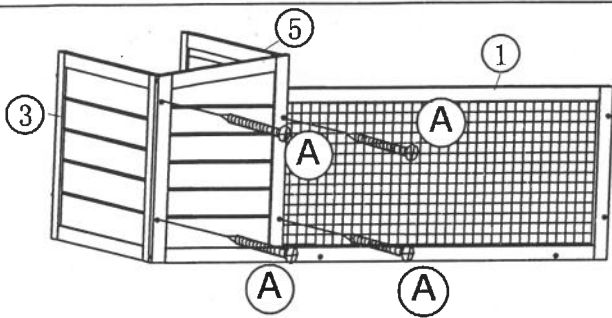
1x(bottom panel)



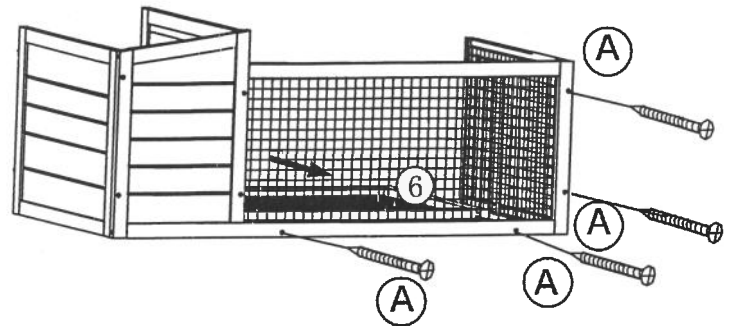
1x (Enclosure top panel)



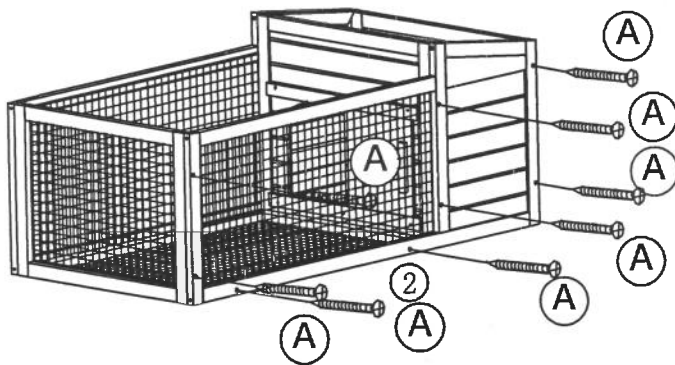
1x (roof)



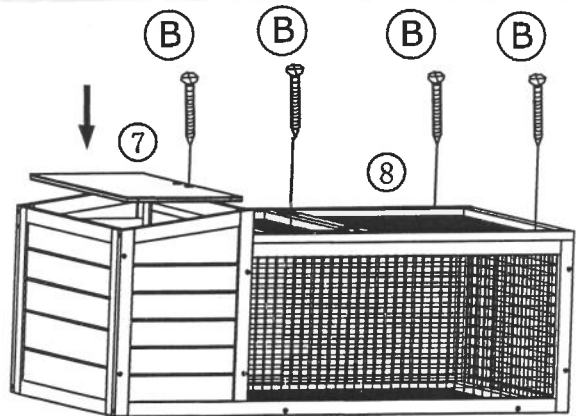
1.Connect the left side panel and the Front panel and the partition.



2.Fix the enclosure bottom Panel the right side panel.



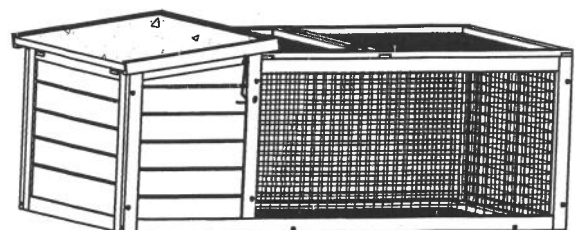
3.Fix the back panel.



4.Fix the Enclosure top panel and the bottom panel.



7.Fix the roof,ring and hook.



8.Finish.